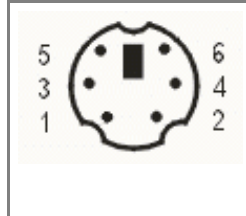
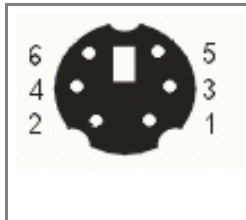


## E410SA and E810SA Computer Interface Cable Connector Pinouts

### PS2 PINOUT



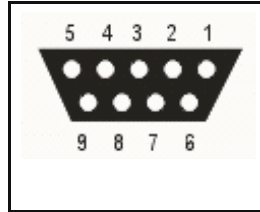
Male connector pinout on cable



Female connector pinout on cable

1	--	Pass Through Connection
2	--	Pass Through Connection
3	GND	Ground (Touch Screen Controller Input)
4	VCC	+5 Volts (Touch Screen Controller Input)
5	--	Pass Through Connection
6	--	Pass Through Connection

## RS232 SERIAL PINOUT

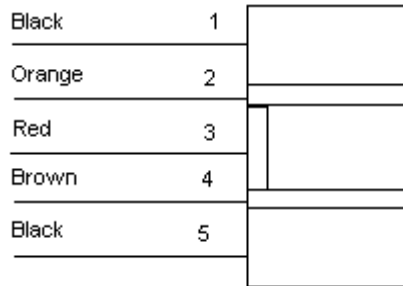


Female connector pinout on cable

1		(Not Used)
2	TD	Transmit Data (Touch Screen Controller Output)
3	RD	Receive Data (Touch Screen Controller Input)
4		(Not Used)
5	SG	Signal Ground (Touch Screen Controller Input)
6		(Not Used)
7		(Not Used)
8		(Not Used)
9		(Not Used)

CyberTouch  
853 Lawrence Drive  
Newbury Park, Ca. 91320

## TOUCH SCREEN CONTROLLER CONNECTOR PINOUT



### Female Connector Pinout On Cable

1	GND	Ground	(Touch Screen Controller Input)
2	VCC	+5 Volts	(Touch Screen Controller Input)
3	SG	Signal Ground	(Touch Screen Controller Input)
4	TD	Transmit Data	(Touch Screen Controller Output)
5	RD	Receive Data	(Touch Screen Controller Input)

CyberTouch  
 853 Lawrence Drive  
 Newbury Park, Ca. 91320