

Touch Screen Handling Procedures

Touch screens are not only passive electronic components but also considered optical devices; they must be handled and cared for accordingly.

The user-side of touch screens is permanently protected by a layer of abrasion resistant polycarbonate surface; the display-side, which happens to be a very optically-fragile surface however, is only protected by a removable blue release liner. This liner is the only protection against scratches. All efforts must be taken to prevent removal of this liner unless necessary or immediately prior to installation in your assembly.


As with all optical products, best care must be taken in its receipt, storage, assembly and inspection. Listed below are some handling procedures you, the user, will want to observe.

Items needed: Cotton or latex glove, optical-grade paper towels or cheese-cloth


General Procedures

The following are general recommended practices for touch screen handling:


- The blue release liner must be left on at all times and removed only at time of final assembly.
- Touch screens should always be held by the edges.



- Touch screen front and back surfaces must not come into contact with any abrasive surface.
- Preferably, touch screens must be left in their original packaging until ready to be installed.
- Touch screens must be kept standing up via PC board rack holder.



- To prevent finger prints, cotton or latex (no powder) gloves must be used at all times.
- To remove finger prints, spray Windex on an optical-grade cotton towel; Apply gentle circular motion. Never spray directly on the touch screen.
- Remove the release liner gently. Rapid peeling will cause extreme electrostatic charges and will damage the touch screen.



- Always pick up the touch screen 90 degree to the surface and never drag.
- Do not expose edges of the touch screen to any liquid; this will permanently damage the touch screen.
- Never allow the display-side of the touch screen to rest on any surface without the protective blue release liner.
- Never stack touch screens on top of one another.
- Do not place or rest any object on top of the touch screen